

# MEDICAL REPORT

FOR DRIVER LICENSING PURPOSES

## DECLARATION BY APPLICANT

(to be signed by the applicant in the presence of a registered medical practitioner)

I, the undersigned, wish to undergo a medical examination for the purposes of obtaining a provisional licence/driving licence under the terms of the provisions of the Road Traffic (Licensing of Drivers) Regulations, 1999-2001 for the following licence categories: (tick as appropriate ✓)

M  A1  A  B  EB  W  C1  C  EC1  EC  D1  D  ED1  ED

Signature: \_\_\_\_\_

Name and Address  
of Applicant in  
BLOCK letters please


Date of Birth

--	--	--	--	--	--	--	--

Day     Month     Year

THIS REPORT MUST BE SUBMITTED TO A LICENSING AUTHORITY WITH AN APPLICATION FOR A DRIVING LICENCE OR A PROVISIONAL LICENCE WITHIN ONE MONTH OF ITS COMPLETION BY A REGISTERED MEDICAL PRACTITIONER

## MEDICAL REPORT

(to be completed by a registered medical practitioner)



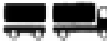





I, the undersigned registered medical practitioner, hereby report that:-

- the applicant has signed the above declaration in my presence
- I have examined the applicant by reference to the relevant aspects and the minimum standards of physical and mental fitness prescribed in the Road Traffic (Licensing of Drivers) Regulations, 1999-2001

My opinion as to the applicant's fitness to drive is as follows:-

the applicant is fit to drive vehicles of the following categories for the period(s) indicated.

Licence Category	Description of Vehicle	For 1 year	For 3 years	For 10 years	Medically unfit to drive	
M	≤ 50c.c. ≤ 45km/h	Moped	<input type="checkbox"/>	<input type="checkbox"/>	<input type="checkbox"/>	<input type="checkbox"/>
A1	≤ 125c.c. ≤ 11kW	Motorcycle up to 125 cc	<input type="checkbox"/>	<input type="checkbox"/>	<input type="checkbox"/>	<input type="checkbox"/>
A	≤ 25kW ≤ 0.16kW/kg	Motorcycle over 125 cc	<input type="checkbox"/>	<input type="checkbox"/>	<input type="checkbox"/>	<input type="checkbox"/>
B	≤ 3500kg 1+0	Vehicle up to 3500 kg, max. 8 passengers	<input type="checkbox"/>	<input type="checkbox"/>	<input type="checkbox"/>	<input type="checkbox"/>
EB		Car and trailer	<input type="checkbox"/>	<input type="checkbox"/>	<input type="checkbox"/>	<input type="checkbox"/>
W		Tractors and work vehicles	<input type="checkbox"/>	<input type="checkbox"/>	<input type="checkbox"/>	<input type="checkbox"/>

Licence Category	Description of Vehicle	For 1 year	For 3 years	For 10 years	Medically Unfit to drive
C1  ≤ 7500kg	Small truck - less than 7,500 kg	<input type="checkbox"/>	<input type="checkbox"/>	<input type="checkbox"/>	<input type="checkbox"/>
C 	Large truck - over 3,500 kg	<input type="checkbox"/>	<input type="checkbox"/>	<input type="checkbox"/>	<input type="checkbox"/>
EC1  ≤ 12000kg	Small truck and trailer - no more than 12,000 Kg	<input type="checkbox"/>	<input type="checkbox"/>	<input type="checkbox"/>	<input type="checkbox"/>
EC 	Large truck and trailer	<input type="checkbox"/>	<input type="checkbox"/>	<input type="checkbox"/>	<input type="checkbox"/>
D1  ≤ 1+16	Small bus - max. 16 passengers	<input type="checkbox"/>	<input type="checkbox"/>	<input type="checkbox"/>	<input type="checkbox"/>
D 	Large bus - more than 8 passengers	<input type="checkbox"/>	<input type="checkbox"/>	<input type="checkbox"/>	<input type="checkbox"/>
ED1  ≤ 12000kg	Small bus and trailer - no more than 12,000 kg	<input type="checkbox"/>	<input type="checkbox"/>	<input type="checkbox"/>	<input type="checkbox"/>
ED 	Large bus and trailer	<input type="checkbox"/>	<input type="checkbox"/>	<input type="checkbox"/>	<input type="checkbox"/>

- the applicant has a physical disability which requires that adaptations be made to a vehicle to meet the requirements of his/her disability
 Yes  No
- the applicant has had a limb prosthesis/orthesis
 Yes  No
- the applicant needs to wear corrective lenses while driving
 Yes  No
- the applicant's fitness to drive does not appear to need review
 at all\*

\* This box cannot be ticked if the applicant is applying for a licence incorporating entitlement to drive buses or trucks +/- trailer i.e. vehicles of categories C1, C, D1, D, EC1, EC, ED1 or ED.

NB Applicants over 70 years of age can only be certified as being fit to drive for either 3 years or 1 year

Signature \_\_\_\_\_

Date of Medical Examination: 

--	--	--	--	--	--	--	--

  
Day Month Year

Telephone Number

Stamp of  
Registered Medical Practitioner